

BACKPACK FITTING

The key to a comfortable pack load is the properly fitting backpack. We've designed a more custom fit into our packs with simple sizing based off two measurements.

Getting Your Size

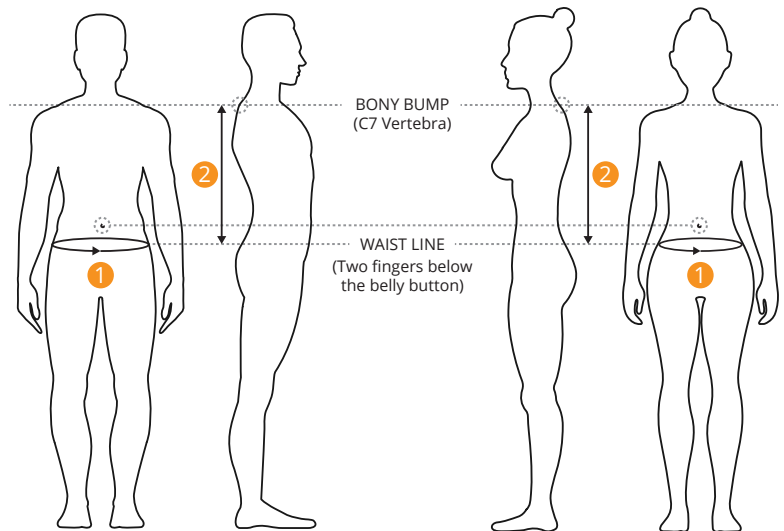
To find the appropriate size waist and yoke for your pack, collect the following two measurements, then reference the sizing chart below.

1 Waist Circumference

Measure around your waist just above the top of your hip bones (roughly two fingers below your belly button).

2 Torso Length

Use a tailors tape measure or string and have a friend measure between the bony bump at the base of your neck (C7 vertebra) to the spot on your spine that is just above the top of your hip bones.



Men's Sizing

S		M		L		XL	
Torso	Waist	Torso	Waist	Torso	Waist	Torso	Waist
S/M	XS/X	S/M	S/M	L/XL	M/L	L/XL	L/XL
15 - 20 in	26 - 32 in	15 - 20 in	31 - 36 in	17 - 24 in	35 - 40 in	17 - 24 in	39+ in
38 - 51 cm	66 - 81 cm	38 - 51 cm	79 - 92 cm	43 - 61 cm	89 - 102 cm	43 - 61 cm	100+ cm

Women's Sizing

XS		S		M		L	
Torso	Waist	Torso	Waist	Torso	Waist	Torso	Waist
XS/S	XS/X	XS/S	S/M	M/L	M/L	M/L	L/XL
13 - 18 in	26 - 32 in	13 - 18 in	31 - 36 in	16 - 22 in	35 - 40 in	16 - 22 in	39+ in
33 - 46 cm	66 - 81 cm	33 - 46 cm	79 - 92 cm	41 - 56 cm	89 - 102 cm	41 - 56 cm	100+ cm

Limited Sizing

Mens		Mens		Womens		Womens	
Torso	Waist	Torso	Waist	Torso	Waist	Torso	Waist
S/M	One Size (O/S)	L/XL	One Size (O/S)	XS/S	One Size (O/S)	M/L	One Size (O/S)
15 - 20 in	30 - 40 in	17 - 24 in	30 - 40 in	13 - 18 in	30 - 40 in	16 - 22 in	30 - 40 in
38 - 51 cm	76 - 102 cm	43 - 61 cm	76 - 102 cm	33 - 46 cm	76 - 102 cm	41 - 56 cm	76 - 102 cm

One Size Fits Most

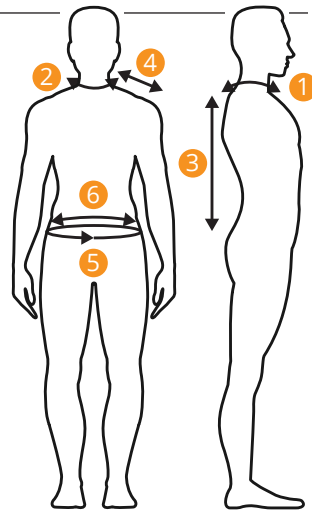
Mens		Womens	
Torso	Waist	Torso	Waist
S/M	One Size (O/S)	M/L	One Size (O/S)
15 - 20 in	30 - 40 in	16 - 22 in	30 - 40 in
38 - 51 cm	76 - 102 cm	41 - 56 cm	76 - 102 cm

THE DESIGN BEHIND THE FITTING

In our mission to create the best load carrying equipment in the world, we've set out to achieve the best fitting, most comfortable pack harnessing systems possible. Over the last few years we've spend countless hours measuring and fitting hundreds of different body types and logging the results in order to better understand how our customized fit interfaces with all different body types. The result has been a new sizing configuration that fits just about every human out there, unifies Mystery Ranch pack sizing across the board, and maximizes stocking efficiency for our retailers.

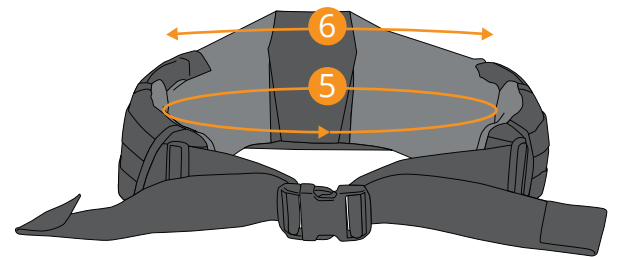
6 Points Of Measurement

- 1 Shoulder Width
- 2 Neck Width
- 3 Torso Length
- 4 Shoulder Length
- 5 Waist Circumference
- 6 Hip to Hip



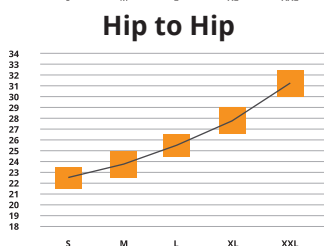
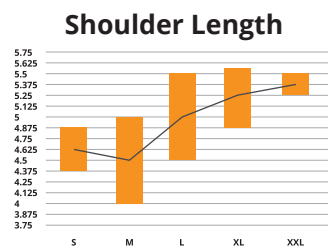
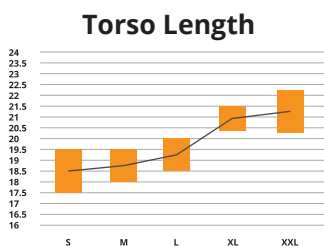
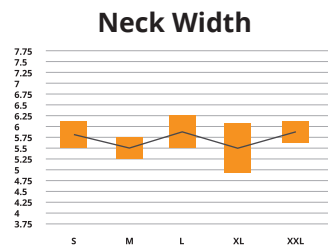
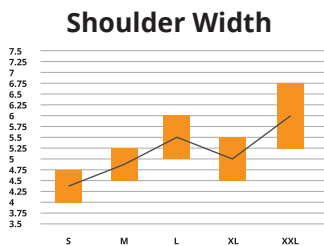
Belts - S, M, L, XL, XXL

With the research collected from the Hip to Hip and Waist Circumference we created a belt sizing line that quickly allows consumers to get into a belt size that will ensure they can adjust the belt to fit for there specific waist size.



Data Results

To create the best backpack fit possible, we measured hundreds of users across multiple sizes in order to map out the linear and non-linear variables that affect backpack fit. After careful analysis of the data we translated the results into a nuanced size curve that allows us to fit virtually any body type.



Yokes - S/M & L/XL

With the research collected from the Shoulder Width, Neck Width, Torso Length and Shoulder Length, we refined our yoke shape and sizes to comfortably adjust to each consumers body type.

